

Eye Colour Survey



Complete the tally chart by dragging the lines into the correct places to complete the missing tallies or by filling in the missing totals.

Here is a tally chart of the eye colours of people in class:

Eye Colour	Number	Total
brown		
blue		
green		10
grey		3
hazel		

Questions

1. How many children have green eyes?

2. How many children have hazel eyes?

3. What is the least common eye colour?


4. What is the most common eye colour?






5. What is the difference between the most and least common eye colour?

6. How many more people have blue eyes than grey?

Counting Fruit

It is the end of the week and these are the fruits and vegetables left over from snack time at school. Create a tally chart to show what is left.



Tally Chart		
	Tally	Total
		
		
		
		
		

Counting Fruit

Questions

Answer these questions using your tally chart and pictogram:

- 1. How many bananas were left?

- 2. How many pears were left?

- 3. How many tomatoes and carrots were left altogether?

- 4. Which fruit had the fewest number of pieces left?

- 5. How many fruits and vegetables were left altogether?
