



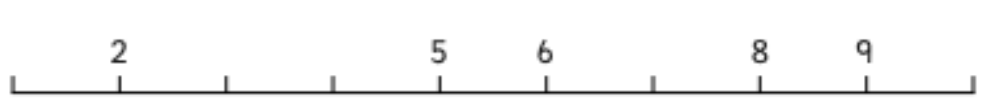

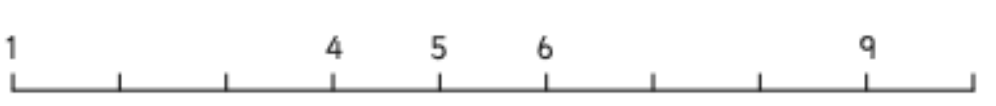





# Maths Homework - KS1

Please copy the activities for the number line in your red homework books (Answer sheet included).

Year 1:

## Filling in Missing Numbers on a Number Line to 20

The number lines below are not quite complete. See if you can use a hundred square or your knowledge of the number system to fill in the missing numbers.











1.	
2.	
3.	
4.	
5.	
6.	
7.	
8.	
9.	
10.	

11.	
12.	
13.	
14.	
15.	
16.	
17.	
18.	
19.	
20.	

**Challenge** – Can you create a number line for the next set of numbers after 20?



## Answer Sheet

1.	1    2 <b>3</b> 4 <b>5</b> 6    7 <b>8</b> <b>9</b> 10 
2.	1 <b>2</b> 3 <b>4</b> 5 <b>6</b> <b>7</b> 8 <b>9</b> 10 
3.	<b>1</b> 2 <b>3</b> <b>4</b> 5    6 <b>7</b> 8    9 <b>10</b> 
4.	<b>1</b> <b>2</b> 3 <b>4</b> 5 <b>6</b> 7 <b>8</b> <b>9</b> 10 
5.	1 <b>2</b> <b>3</b> 4    5    6 <b>7</b> <b>8</b> 9 <b>10</b> 
6.	<b>1</b> <b>2</b> 3    4 <b>5</b> <b>6</b> 7 <b>8</b> 9 <b>10</b> 
7.	<b>1</b> 2 <b>3</b> 4 <b>5</b> <b>6</b> <b>7</b> 8 <b>9</b> <b>10</b> 
8.	1 <b>2</b> 3 <b>4</b> 5 <b>6</b> <b>7</b> 8    9    10 
9.	1 <b>2</b> 3    4 <b>5</b> <b>6</b> 7 <b>8</b> <b>9</b> <b>10</b> 
10.	1    2    3 <b>4</b> <b>5</b> <b>6</b> 7 <b>8</b> 9    10 

## Answer Sheet

11.	11	12	13	14	15	16	17	18	19	20
12.	11	12	13	14	15	16	17	18	19	20
13.	11	12	13	14	15	16	17	18	19	20
14.	11	12	13	14	15	16	17	18	19	20
15.	11	12	13	14	15	16	17	18	19	20
16.	11	12	13	14	15	16	17	18	19	20
17.	11	12	13	14	15	16	17	18	19	20
18.	11	12	13	14	15	16	17	18	19	20
19.	11	12	13	14	15	16	17	18	19	20
20.	11	12	13	14	15	16	17	18	19	20

**Challenge** – Can you create a number line for the next set of numbers after 20?




Please copy the activities for the times tables in your red homework books.

## Year 2: 3 games to play

### Multiplication Dice Game

**How to play:**

1. Roll the dice.
2. Multiply the number by two or three.
3. Colour your answer in on the grid.
4. The first person to colour three in a row wins!




<b>2</b>	<b>18</b>	<b>6</b>	<b>3</b>
<b>4</b>	<b>10</b>	<b>12</b>	<b>4</b>
<b>8</b>	<b>6</b>	<b>2</b>	<b>8</b>
<b>12</b>	<b>9</b>	<b>15</b>	<b>3</b>

# Multiplication Dice Game

## How to play:

1. Roll the dice.
2. Multiply your two numbers.
3. Colour your answer in on the grid.
4. The first person to colour four in a row wins!



18	12	24	8	10	24	6	15
36	30	12	9	2	5	4	18
4	24	4	8	6	8	15	3
10	12	25	15	20	6	16	8
36	12	12	30	5	12	5	30
10	25	1	9	5	6	10	20
18	20	9	10	16	15	4	3
1	30	4	20	2	3	6	15

# Multiplication Dice Game

## How to play:

1. Roll the dice.
2. Multiply the number by two and remember the answer.
3. Roll 1 dice again and take away the number from your answer. If the final answer is below 0, then re-roll the two dice Colour your answer in on the grid.
4. The first person to colour five in a row wins!



2	3	30	6	21	12	26	5
20	8	15	20	22	19	4	27
33	8	16	10	34	1	28	25
15	26	11	29	24	7	24	12
18	7	23	1	17	4	13	28
5	35	13	19	6	32	14	23
2	25	17	31	21	27	22	29
16	10	9	14	11	18	3	9