





Maths

This week for maths the children have been focusing on number formation, shapes and measurements.

Please help your child use the correct formation when writing their numbers. Use the number rhymes to help them with their number formation. Have your child write their numbers in their homework books.

1 2 3 4 5 6 7 8 9 10

Identifying their shapes, have your child look at the following shapes, Can they tell you what each shape is. Ask them to look around the house and see if they can identify any of these shapes.

 <p>Square: A square has four equal sides.</p>	 <p>Circle: A circle is round in shape.</p>
 <p>Rectangle: A rectangle has four sides. Also, its opposite sides are equal.</p>	 <p>Triangle: A triangle has three sides.</p>

Ask your child to draw you a picture using these shapes in their homework books.

The children have also been learning about measuring, show your child this picture of a ruler. Ask them the following questions. What is this item? What is it used for? How do we use a ruler?



Choose different items from around the house for your child to measure using the ruler provided. Write a list of the items in their homework books and next to each item have your child write how many cm each item is.